

TAWAS DOOR



DOOR & PANEL CATALOG

**CABINET DOORS • DRAWER FRONTS • DRAWER BOXES
VALANCES • VENEER • ACCESSORIES**



Prices, Terms and Conditions are for Resale Only. Please.

Effective: December 8, 2009
Prices, terms, conditions and
specifications are subject to change
without prior notice.
Contract Review rev. 12/ 2009

Corporate Mission Statement

“We are a premier supplier of doors, moulding, drawer boxes, cabinets and architectural woodwork for commercial and residential projects while utilizing quality craftsmanship and creating satisfied customers with expectations exceeded.”

Quality Control Statement

Tawas Door strives to deliver the best products and service to our customers the first time, every time, on time.

Customer Care Statement

Tawas Door works with our customers to create long-term solutions by being enthusiastic, supportive, positive, and relationship oriented.

Table of Contents

DOOR and DRAWER FRONTS - Wood Product.....	1
CENTER PANELS DESIGNS.....	2
SLAB DESIGN.....	2
DOOR and DRAWER FRONT DESIGN STYLES.....	3
DOOR and DRAWER FRONT PROFILES.....	4
Stile and Rail Stock.....	4
EDGE PROFILES.....	5
DESIGN COST-MISC.....	6
CABINET ACCESSORIES.....	7
VALANCES.....	7
SLAB FILLER PANELS.....	7
FINISHING FEATURES.....	8
Center Panel Options.....	8
Distress Finish.....	8
FILLER STYLES.....	9
VALANCE STYLES.....	9
DRAWER BOXES.....	10
BULK MATERIALS.....	11
VENEER FACED PLYWOOD.....	11
VENEER.....	12
FINISHES.....	12
GENERAL INFORMATION.....	13
TERMS OF SALE - Quotations and Orders.....	13
WARRANTY.....	14
TERMS OF PAYMENT.....	14
TERMS OF DELIVERY / SHIPMENT.....	14
DEFECTS - Nonconformance.....	15
LEAD TIMES.....	15
SALES ORDER FORM.....	16
JOB ACCEPTANCE COFIRMATION REQUEST FORM.....	17
JOB QUOTE FORM.....	18
DISCLAIMER FOR NON-WARRANTED PRODUCT FORM.....	19
CUSTOMER CREDIT APPLICATION FORM.....	20
MICHIGAN SALES and USE TAX EXEMPTION CERTIFICATE.....	21

DOORS AND DRAWER FRONTS - WOOD PRODUCTS

Our natural wood products, engineered as slabs, mortise and tenon, or mitered, are available unfinished or finished. We use 3/4" thick (19.05 mm) select grade woods only. Door grains run vertically while drawer front grains run horizontally. Standard Stain Samples are readily available on cherry, maple and oak – other woods on request!

The Center Panel makes the door. All Raised Panels are built up from random width stock. Standard flat (1/4" thick) panels use veneered faced plywood or MDF.

Plain Slab Doors are built with veneer-faced plywood and edge banded. Other Slab Styles Doors are built up from random width hardwood stock. MDF core veneered Slab Style Doors may be quoted on request.

Miter joints will open and close slightly due to humidity and temperature changes. This is characteristic of miter joints and not a defect. See warranty information for standards.

It is the nature of hardwood to have a variety of colors and grain textures. These variations create the beauty of wood. Unusual or various colors or grain pattern variations are no reason for replacement. Because of these material variations, actual finishes may differ from one job to the other or as shown to our customers.

The samples we provide you with are a guide for color and sheen. Over time color changes may occur due to light (natural or synthetic) and other environmental factors. Household environment such as cooking heat, cleaning agents, etc. may also cause changes.

Standard Woods: Alder, Birch white, Cherry, Hickory, Maple hard, Oak red, Knotty Pine, Poplar (paint grade) - other woods on request.

WOOD FINISHING

Stains are applied custom hand-rubbed. Standard Sheen on Wood Stains is Satin (Dull, Gloss and High Gloss are considered special and are available on request only.)

Wood Paint Finish: We do not recommend painting wood, but we will do so only on special request. Since wood, because of its inherent characteristics, does expand/contract, we cannot guarantee painted wood products against paint color defects, cracking or visible glue lines.

Lead Times: See Page 15

WOODCENTER PANEL DESIGNS

How to order:

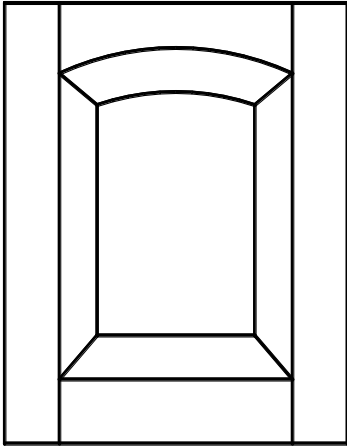
1. Select Material – (Alder, Birch White, Cherry, Hickory, Maple hard, Pine Knotty, Oak Red, Poplar PG, etc.)
2. Select Design Style – (Square, Cathedral, Arch, Manor *See Page 3*)
3. Select Door Center Panel Profile or Drawer Front– (Raised Panel, Arlington, Indy, etc. *See Page 4*)
4. Select Rail Stock – (Standard, Shaker, London, etc. *See Page 4*)
5. Select Edge Profile – (D, E, F, etc. *See Page 54*)
6. Select Stain / Finish – (Unfinished, Finishes *See Page 12*)

WOODSLAB DESIGNS


How to order:

1. Select Material – (Cherry, Oak Red, Maple hard, etc.)
2. Select Design Style – (Square, Contemporary, Planked *See Page 3*)
3. Select Edge Profile – (D, E, F, etc. *See Page 5*)
4. Select Stain / Finish – (Unfinished, Finishes *See Page 12*)

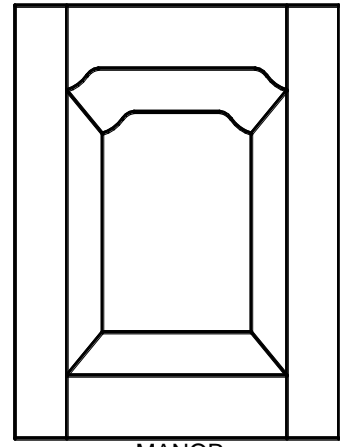
WOODDOOR and DRAWER FRONT DESIGN STYLES



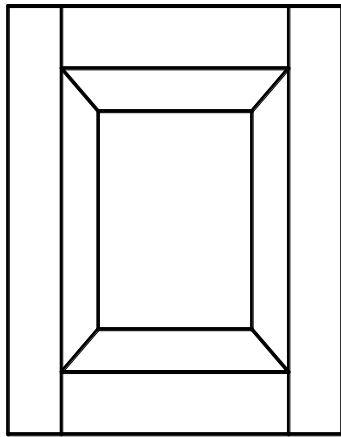
ARCH



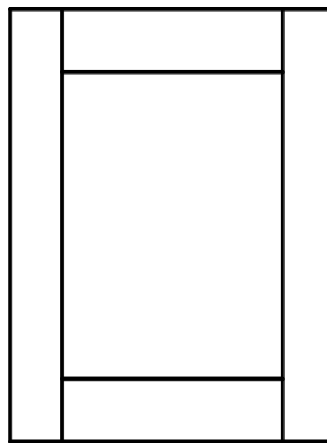
CATHEDRAL



MANOR



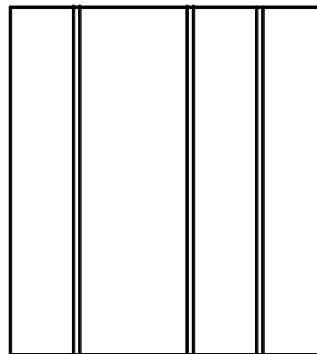
SQUARE



SHAKER

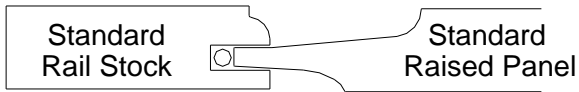


CONTEMPORARY



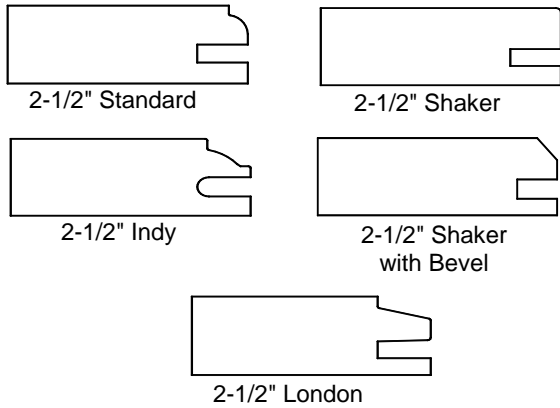
PLANKED

WOOD DOOR and DRAWER FRONT PROFILES

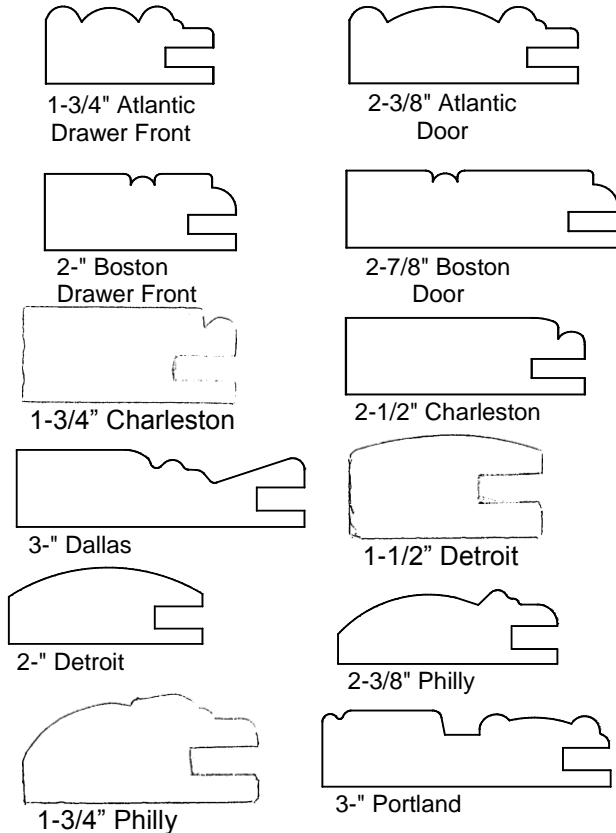


Rubber space balls secure the panels allowing for expansion and contraction to reduce cracking.
 All Profiles Shown at approximately 50% of original size.

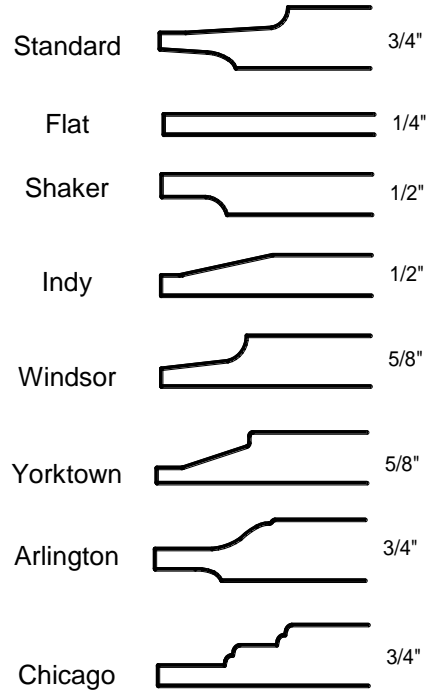
Stile and Rail Stock



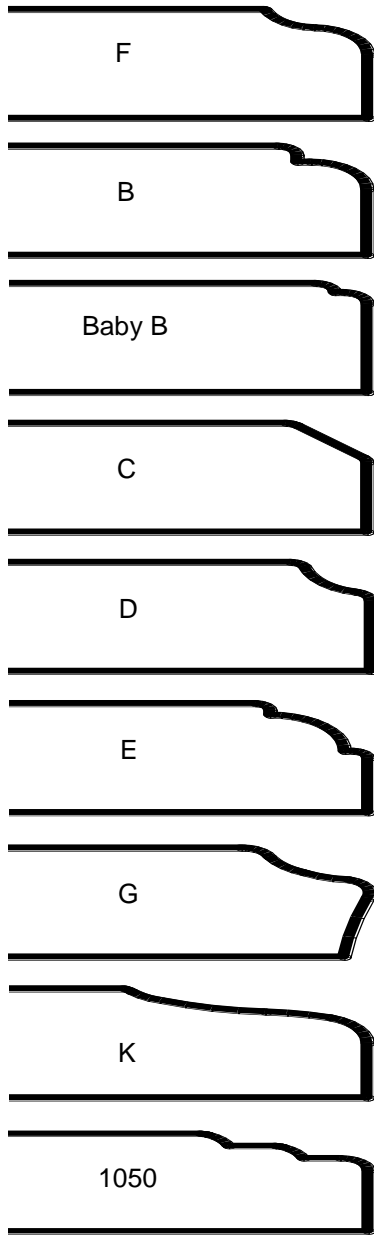
All Profiles Below Require Miter Construction ONLY



Center Panel Profiles



WOOD EDGE PROFILES



All four sides will be edged the same unless otherwise specified

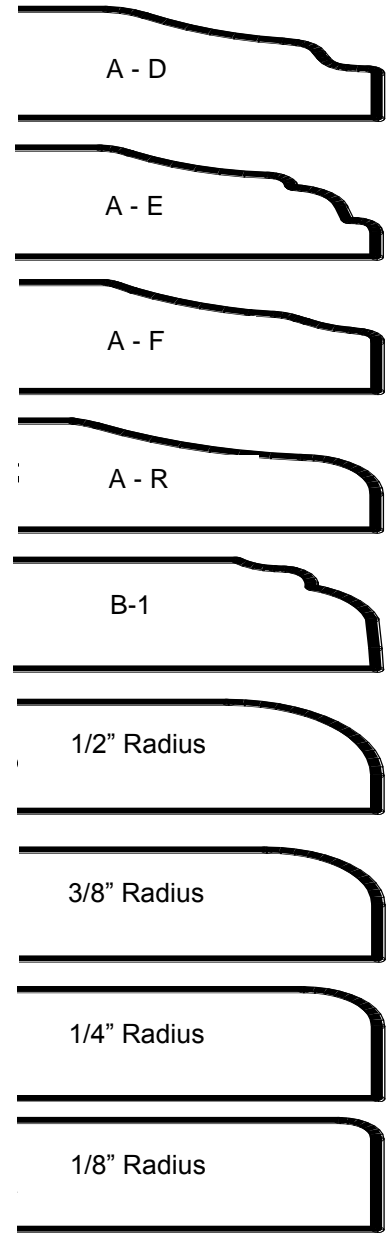
Edge Profiles beginning with the letter A (A-D, A-E, etc.,) cannot be drilled for Standard Euro Hinge with any product.

Edge Profile G - it is suitable as finger pull due to back bevel.

Finger pulls are available in 4" and full length. Recommended offset from outer edge is 2". Specify edge and for 4" relative position on edge.

A 3/8" (9.53 mm) rabbet on back of doors available.

Note: All profiles shown at 75% of original scale



DESIGN COST – MISC.:

Multi-Center Panel Door Designs for upper and lower center panels can be mixed and matched with certain styles, please contact our customer service department for details.

Multi-Center Panel Door Designs – one above the other, side-by-side, or other matrix.

Double Design Style – Double Arch, Double Manor.

Euro Drilling – Standard: 3-1/2" (88.9 mm) from edge or specify left / right or distance from edge. Oversized door may incur additional charge.

Open For Glass (**OFG**) – routed bed for glass.

Mullions - Mullion style selected depends on the stile and rail profiles of the door.

CABINET ACCESSORIES

VALANCES, SLAB FILLER PANELS – CUSTOM SIZED

Materials

Solid Wood – select grade, single board wide, 3 / 4 in. (19.05 mm) thick
MDF-Paint Grade all Sides

Species Wood Finishes

Wood Paint Finish: We do not recommend painting wood, but we will do so only on special request. Since wood, because of its inherent characteristics, does expand/contract, we cannot guarantee painted wood products against paint color defects, cracking or visible glue lines.

MDF Finishes

Paint Colors:

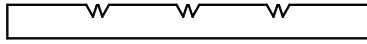
Tier 1 Standard Palette – Formica white (949), Antique White (932), Almond (920)

FINISHING FEATURES

Center Panel Options

Wood Panel Doors – Shaker Panel required

MDF Doors – Pattern Style 0000, 0121, 0501, 0506 Only



Beaded Design

- Standard spacing is 1-5/8" (41.28 mm) on center
- Standard depth = .07 in. (1.78 mm)
- Customer may specify spacing and depth.



V-Groove Design

- Customer specifies depth, spacing or pattern at random.

Routing spacing: add per square foot

1/2"	3/4"	1"	1-1/4"	1-1/2"	1-5/8"	1-3/4"	2"	2-1/4"	2-1/2"	2-3/4"	3"
12.70 mm	19.00 mm	25.40 mm	31.75 mm	38.10 mm	41.28 mm	44.45 mm	50.80 mm	57.15 mm	63.50 mm	69.85 mm	76.20 mm


Custom spacing — Add **5.00** sq. ft.

Distressed Finish

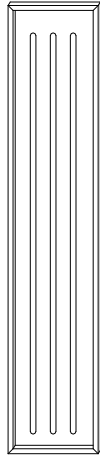
Available in Wood Finished and MDF Paint Grade products.

Lead Times: See Page 16


FILLER Styles



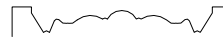
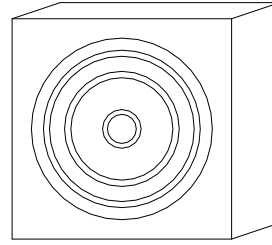
SLAB FILLER



FLUTED FILLER



FLUTED FILLER WITH ROSETTI

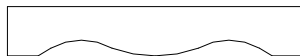


VALANCE

Styles



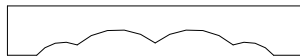
A



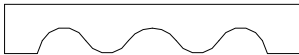
G



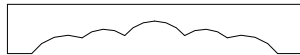
B



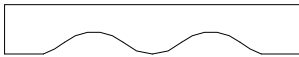
H



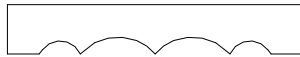
C



I



D



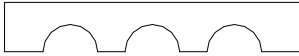
J



E



K



F



L



M



ENGLISH

English Valances, design charges apply



1 Pattern



2 Pattern



3 Pattern

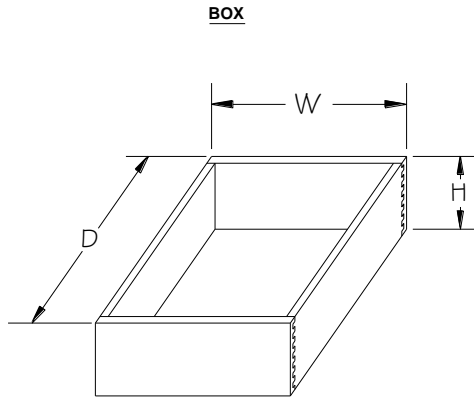


4 Pattern

Effective: December 8, 2009
 Prices, terms, conditions and specifications are subject to change without prior notice.
 Contract Review rev. 12/ 2009

DRAWER BOXES

Dovetail construction using Maple solid hardwood – 5/8" (15.9 mm) sides and front/back – 1/4" (6.35 mm) Birch plywood bottom. Available unfinished or clear finish.



Drawer sides — Add Width plus Depth , times 2, times Height , divided 144 = sq ft
Drawer bottom — Width times Depth , divide by 144 = sq ft

Clear Finish Call per Box

Finger Pulls..... Call per Box

Glide Notching Call per Box

BULK MATERIALS

VENEER FACED PLYWOOD Standard Sheet 4 x 8 ft (48 x 96 in (1219 x 2438 mm)) 32 Sq. Ft.

1/4 Inch Thick Indoor Grade A-4

Product	Unfinished		Finished
	Price Sq.Ft.	Sheet Price	Price Sq.Ft.
Alder	Call		
Ash	Call	Call	Call
Birch white	Call	Call	Call
Birch red	Call		Call
Cherry	Call	Call	Call
Hickory	Call	Call	Call
Mahogany	Call	Call	Call
Maple	Call	Call	Call
Pine knotty	Call	Call	Call
Oak red	Call	Call	Call
Oak white	Call	Call	Call

Cut to size — Add \$10.00 to calculated sq. ft charge for each piece.

1/8 Inch Thick Indoor Grade A-4

Product	Unfinished		Finished
	Price Sq.Ft.	Sheet Price	Price Sq.Ft.
Birch white	Call	Call	Call
Cherry	Call	Call	Call
Maple	Call	Call	Call
Oak red	Call	Call	Call
Alder	Call		
Ash			
Birch red			
Hickory			
Mahogany			
Pine knotty			
Oak white			

Cut to size — Add \$10.00 to calculated sq. ft charge for each piece.

VENEER 10 or 20 mil - Standard Sheet - 4 x 8 ft (48 x 96 in (1219 x 2438 mm)) 32 Sq. Ft.

Product	Unfinished		Finished
	Price Sq.Ft.	Sheet Price	Price Sq.Ft.
Birch white	Call	Call	Call
Birch red	Call	Call	Call
Cherry	Call	Call	Call
Maple	Call	Call	Call
Oak red	Call	Call	Call

A 2 x 8 (610 x 1219 mm) foot sections available. Add \$10.00 each to calculated 16 sq. ft. charge

Veneer products are warranted to be similar in grain and color, just as solid wood products. However, a slight color variation will sometimes surface in the final finished product. Attention has to be paid when ordering 1/4" panels. We recommend a solid wood panel when a near perfect match is needed. Tawas Door will not warrant any defects due to seam lines in Veneer.

Tier 1 Finishes - Woodsong II Stains:

WS2-S112	White
WS2-S115	Country Pine
WS2-S116	Golden Oak
WS2-S120	Traditional Mahogany
WS2-S122	American Walnut
WS2-S123	Coffee Bean
WS2-S124	Cinnamon
WS2-S127	Traditional Cherry
WS2-S128	Rich Cherry
WS2-S118	Cherry
WS2-S129	Orange Walnut

GENERAL INFORMATION

We custom manufacture to customer specifications Doors, Drawer Fronts, Drawer Boxes and Moldings. We also make Appliance Panels, Valances, Fillers, Flutes, Rosettes and other Accessories. We work in the finest solid woods, Medium Density Fiberboard (MDF) and veneer covered structural woods. Veneers are also available.

Material and Design Cost vary with each material, design and door center panel style! Our prices are based on a square-foot charge for the material and design. As custom manufacturers, we are prepared to also quote on ANY wood project you can design.

TERMS OF SALE - Quotations and Orders

Requests to quote are accepted via mail, fax, email, and telephone call or by field sales staff. Quotes and orders are priced completely prior to acceptance and confirmation by our customers. Please keep in mind, since we make a custom designed product - each job is handled individually. Therefore, to avoid errors, customer endorsed order confirmations are accepted in hardcopy via fax or mail only. Tawas Door will not be responsible for incorrect specifications received.

Prices quoted are FOB Whittemore, MI 48770 – Valid for 30 days from date of issue.

Please provide complete information: (specify at time of order)

Billing name and address
Business telephone, fax or e-mail
Contact Person who placed the order

Shipping instructions:
Shipping location name and address
Pick-Up, UPS, common carrier, other

Order confirmations are important! Pending orders are processed within one working day and hardcopy order confirmation is returned to you via fax, email, or mail (if fax and email are unavailable.) Orders are not processed until you have reviewed the order confirmation for possible errors or last minute changes and we have received your endorsed order confirmation and a 50% deposit if not on account. We will assign a job order number to each job referencing your order number / name.

Changes are costly – A \$25.00 service charge will be made to cover processing cost on any change to a processed order that you have submitted an endorsed order confirmation. If the order has already been started in production, we will charge additionally for wasted material/labor time.

Please review your quotations and order confirmations very carefully. You do not need the loss of time or the added expense.

Determine door/drawer front size (provide outside dimensions – not opening size).
Multiply exact door/drawer front width times height, and then divide by 144 to obtain square footage (round to nearest 100th). Check for minimum size requirements.

Example: 13 1/16"W multiplied 22 1/16"H then divided by 144 = 2.00 sq. ft.
(13.0625 x 22.0625 = 288.19140625)
(288.1914 / 144 = 2.0013292-sq. ft. (rounded to .00)

Oversized Doors: Hinge-hung over 24 inches (609.6 mm) wide or 48 inches (1219.2 mm) high are considered oversized and not warranted. Doors over 24 inches wide should be converted to a pair of door. Doors over 48 inches high require a double center panel to be warranted – may be made as a single panel, but is not warranted.

Size tolerance is (plus or minus) $\pm 1/16"$ (± 1.59 mm) of ordered size. Finish sanding on edges may decrease the product size slightly more than (minus) $-1/32"$ (-0.79 mm).

LIMITED WARRANTY - One Year from Date of Delivery**Tawas Door LLC warrants:**

Wood raised single panel doors 24" wide and up to 48" high – (61 cm – 116.8 cm) against warp of 1/8" (3.18 mm)

Double Center Panel doors 24" wide and up to 72" high (61 cm – 183 cm)

Mitered construction - against joint gaps of 1/128" (.008 in. - .20 mm) or more

Frames and Plywood insert panel doors less than 24" x 48" (61 – 116.8 cm)

Drawer Fronts less than 8" in height and 24" in width (20.3 - 61 cm) against warp of more than 1/4" (6.35 mm).

Tawas Door warrants its products against defects in workmanship for a period of one year from receipt of product by our customer. Our warranty covers only our products and shipping charges where applicable. The above warranty shall not apply to defects resulting from: misuse (finishing on the part of our customer or third party) unauthorized modifications, improper handling, installation, removal or labor (time and material) of any kind or unfinished products that are stored without being sealed and finished against warping. Any implied warranty of merchantability or fitness is limited to the one-year duration from date of delivery of this written warranty.

Because our products for each job order are custom made by hand to specific requirements, there may be circumstances beyond our control to prevent us from fully satisfying a customer's requirements. We expect this is understood and to be held harmless.

Tawas Door does not make any other claims or warranties whatsoever, whether expressed or implied concerning its products and will not be responsible in case of disaster by natural elements, strikes or catastrophes outside of our control. We reserve the right to not accept all specifications presented to us. Certain special products requested for manufacture may not be warranted, if sound woodworking and/or cabinetmaking practices cannot be adhered.

TERMS OF PAYMENT**Visa, MasterCard, or by Check, Money Order**

50% deposit / 50% COD – upon delivery for new accounts and those not cleared for credit. Orders will be quoted and not processed until deposit is received and cleared the bank. Certified funds may be required with notice.

For repeat orders from customers who wish to be placed on open account, we require three credit references and a bank reference. Credit Line Limit is assigned to customers depending on credit history and purchase experience. Payment is due within 30 days after delivery. Account balances past due over 30 days will be assessed a monthly finance charge of 1-1/2%.

For Stop-Payment or NSF (Not Sufficient Fund) checks a handling fee of \$50.00 each time applies. If two such events occur within six (6) months, future orders are accepted only with a 100% prepayment deposit.

Michigan Sales and Use Tax will be charged unless we receive a Certificate of Exemption.

TERMS OF DELIVERY / SHIPMENTS

Tawas Door delivers throughout Michigan's lower peninsula and north eastern Ohio. Ask customer service representative at time of order about availability. Other areas delivered to via UPS or common carrier.

FOB our factory at Whittemore, Michigan, Freight Collect (customer pays freight).

Shipping via UPS or Common Carrier. Advise routing at time of order. UPS Freight and COD Tag charges (if applicable) will be added to your invoice. Packages exceeding 60 in. (152 cm) in length or 70 lbs (32 kg) carry an extra \$10.00 handling / packaging charge per package.

Products may be picked up at factory (off M-65). Pick-up hours: 8.00 A.M. to 3:30 P.M. Mon.-Fri. subject to holiday schedule.

Shortages: Inspect order and match to shipping documents. If shipment count does not match, items are considered **Lost during Transportation**.

Damages due to Transportation / Delivery by common carriers should be noted on the Bill of Lading or Packing / Shipping document. Do not discard packaging material. - Damages that occur outside of our factory due to inadequate storage, misuse, handling or during subsequent transit are not warranted.

If you need to file a claim, contact your shipper's local branch for claim procedure. Please advise us, so we may be prepared to assist you as needed.

TAWAS DOOR LLC - 6888 W. Whittemore Rd - Whittemore, MI 48770-9769

Tel (989) 756-4223 Fax (989) 756-4494

e- mail: Sales@TawasDoor.com

DEFECTS - Nonconformance

Any defects (non-conformances) - should be reported to Tawas Door within (5) five days after receipt of product. If Tawas Door delivered defective product, we expect all to be returned for inspection. We do expect all defective, non-complying products returned to us in its original packaging material for inspection so we may make a root cause determination. If a product has been installed and cannot be returned immediately, please call to make arrangements so that we can at least inspect part of the product claimed to be defective. In the event product is installed, the nonconformance product must be returned to factory as soon as replacement has been completed.

Product Returns must have a Return Authorization Number (RAN). A documented report is required for non-conformances to your specifications. Replacement or Repair of warranted products are at the sole discretion of Tawas Door. Damages not caused by Tawas Door will be billed at list prices. Credit will be issued subject to our determination after product has been received.

LEAD TIMES

Please keep in mind that these lead times may vary depending on availability of raw material and current production cycles.

Wood:	Unfinished	10 – 15 working days
	Finished Stains	20 – 25 working days (from confirmed color match)
Miter Design:	Unfinished	10 – 15 working days
	Finished	20 – 25 working days
MDF Raw:		5 – 7 working days
MDF Prime Coat only:		7 – 10 working days
MDF Paint Matte Finish:		20 – 25 working days
MDF Paint High Gloss:		25 – 30 working days
Moldings:	Unfinished	5 – 10 working days
	Finished	10 – 15 working days
Veneer / Plywood:		5 – 7 working days

JOB ACCEPTANCE CONFIRMATION REQUEST FORM

TAWAS DOOR LLC 6888 W Whittemore Rd. Whittemore, MI 48770-9769 Tel (989) 756-4223 Fax (989) 756-4494	JOB ACCEPTANCE CONFIRMATION REQUEST	date sent: page(s): from:
--	--	---------------------------------

To: _____

Customer: _____ Fax No.: _____

Job No.: _____ **Suggested approx. lead time:** _____

We have accepted and thank you for your job order and assigned the above job number.

Terms of Payment are:

50% deposit / 50% COD upon delivery for new accounts and those not cleared for open credit.

Shipments are FOB our Whittemore, MI plant via UPS or common carrier or, depending on proximity, delivery will be made with our own truck.

Account balances over 30 days, will be assessed a monthly 1-1/2% finance charge.

For NFS checks a \$50.00 handling fee applies.

Changes are costly – therefore, as a courtesy to you, Changes or Add-ons are accepted within 2 work days after receipt of your initial order at no extra charge. After that, an \$80.00 minimum surcharge will be made to cover our processing cost along with any price changes required by the change-order. If the order has already been started in production, we will charge for wasted material and labor time as nearly as we can estimate same.

You **MUST** sign off below to verify correctness of order as entered and fax this form back to us immediately at (989) 756-4494 or job orders will be held up. Your final review of possible errors or last minute changes is important. We will not assume responsibility for incorrect information.

Sincerely yours,
TAWAS DOOR LLC

Signature of authorized person _____ Date: _____

JOB QUOTE FORM

<p>TAWAS DOOR LLC 6888 W Whittemore Rd Whittemore, MI 48770-9769 Tel (989) 756-4223 Fax (989) 756-4494</p>	<p>JOB QUOTE</p>	<p>date sent: page(s) from:</p>
---	-------------------------	---

To: _____

Customer: _____ Fax No.: _____

Job No.: _____ suggested approx. lead time: _____

We thank you for the opportunity to quote and have assigned the above quote / job number.
Quotes are good for 30 days from date of issue.

Terms of Payment are:
50% deposit / 50% COD upon delivery for new accounts and those not cleared for open credit.

Shipments are FOB our Whittemore, MI plant via UPS or common carrier or, depending on proximity,
delivery will be made with our own truck.

MI Sales and Use Tax will be charged unless we receive a Certificate of Tax Exemption.

Account balances over 30 days, will be assessed a monthly 1-1/2% finance charge.
For NFS checks a \$50.00 handling fee applies.

Changes are costly – therefore, as a courtesy to you, Changes or Add-Ons are accepted within
2 workdays after receipt of your initial order at no extra charge. After that, a \$80.00 minimum
surcharge will be made to cover our processing cost along with any price changes required by
the change-order. If the order has already been started in production, we will charge for wasted
material and labor time as nearly as we can estimate same.

Orders, once received, will be faxed back to you with our Job Acceptance Confirmation Request for
final review of possible errors or last minute changes - you MUST sign off and fax the form back to us
immediately at (989) 756 4494 or job orders will be held up. We will not assume responsibility for
incorrect information.

We will do our best to service you promptly.

Sincerely yours,
TAWAS DOOR LLC

Customer Service Department _____

Note:

DISCLAIMER FOR NON-WARRANTED PRODUCT FORM

<p>TAWAS DOOR LLC 6888 W Whittemore Rd Whittemore, MI 48770-9769 Tel (989) 756-4223 Fax (989) 756-4494</p>	<p align="center">DISCLAIMER FOR NON-WARRANTED PRODUCT</p>	<p>date sent: page(s) from:</p>
--	---	---

To: _____

Company: _____ Fax No.: _____

Job Number/P.O. Number: _____ Door Style(s): _____

Sizes of Non-Warranted Doors/Drawer Fronts: _____

Reason for Disclaimer: _____

By signing this disclaimer you understand that Tawas Door LLC, will not replace nor be responsible for any damages or defects listed above. Tawas Door LLC reserves the right to deny any construction of doors or drawer fronts that we feel are not acceptable or are unsafe for public use.

Sincerely yours,
TAWAS DOOR LLC

Signature of authorized person _____ Date: _____

Thank You for Your Business

CUSTOMER CREDIT APPLICATION FORM

TAWAS DOOR LLC 6888 W Whittemore Rd Whittemore, MI 48770-9769 Tel (989) 756-4223 Fax (989) 756-4494	CUSTOMER CREDIT APPLICATION	Date: _____
--	--	-------------

Company Name: _____ Tel: _____

Street Address: _____ Fax: _____

City: _____ e-mail: _____

State: _____ Zip: _____ Contact Name: _____

Business Type: _____ In business since: _____

Estimated annual sales: _____ Taxable: Non-Taxable: Please submit Exempt Certificate

Trade References:

Company:	Tel:
Address:	Fax:
Contact:	e-mail:

Company:	Tel:
Address:	Fax:
Contact:	e-mail:

Company:	Tel:
Address:	Fax:
Contact:	e-mail:

Bank:	Tel:
Address:	Fax:
	account no.
Contact:	e-mail:

Applicant authorizes Tawas Door LLC to obtain credit references and warrants that the above information is truthful. All purchases are FOB Whittemore, MI. Customer understands that a monthly 1-1/2% finance charge applies to past due 30 days invoices. It is understood, that the information provided will be for granting open credit only and will not be divulged to third parties.

_____ Print Name

_____ Signature

_____ Date